

Frame

**Description**

This frame is designed especially for use on the Panasonic's applicable projector. The frame can also be used for a dual stack configuration in which two projectors are used together.

<b>Specifications</b>	Dimensions (W × H × D):	712 × 408.5 × 932 mm (28-1/32 × 16-3/32 × 36-11/16 inches)
	Weight*:	Approximately 19.4 kg (42.8 lbs)
	Applicable projector:	PT-RQ22K/RZ21K/RS20K/RQ13K/RZ12K/RS11K/DZ21K2/ DS20K2/DW17K2//DZ16K2/DZ21K/DS20K/DW17K/DZ16K

\* Average value. May differ depending on the actual unit.

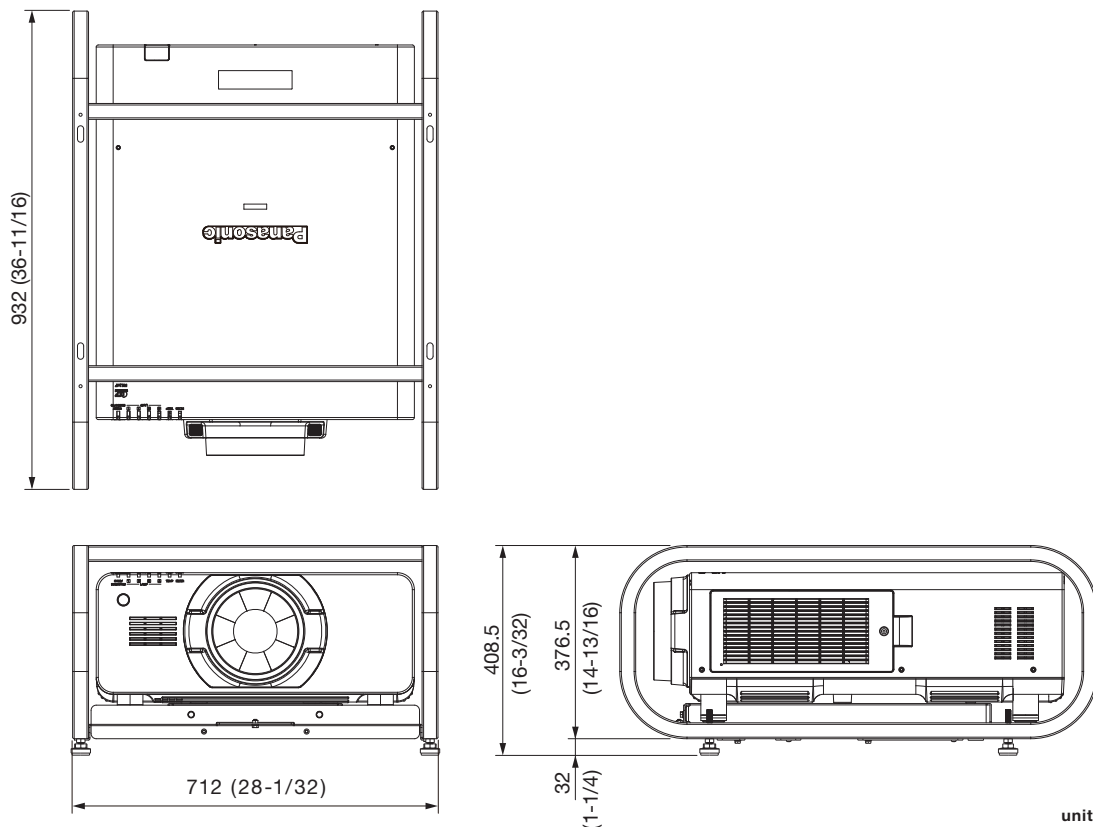
<b>Parts</b>	Frame (already assembled) . . . . .	1	Spring washers (M10) . . . . .	8
	Washer-fitted hexagonal bolts (M6 × 30) . . . . .	6	Washers (M10) . . . . .	16
	Hex bolts (M10 × 140) . . . . .	4	Hexagonal nuts (M6) . . . . .	8
	Adjustment nuts (M10) . . . . .	4	Square washers . . . . .	16

**Caution:**

- Mounting should be done by a qualified technician.
- Make sure that the mounting (ceiling) area has sufficient strength.
- Read the enclosed mounting instructions thoroughly before starting.
- Do not use an electric screwdriver or impact driver to tighten screws. Use a torque driver or hexagon torque wrench and tighten screws to the torque specified in the instructions.
- When the product is no longer going to be used, have it disposed of quickly by a professional disposal service.

**Dimensions**

Illustration shows the frame attached to PT-DZ21K2/DS20K2/DW17K2//DZ16K2/DZ21K/DS20K/DW17K/DZ16K.



unit : mm (inch)  
**NOTE: This illustration is not drawn to scale.**

Weights and dimensions shown are approximate. Specifications subject to change without notice.

Frame

Illustration shows the frame attached to PT-RQ13K/RZ12K/RS11K.

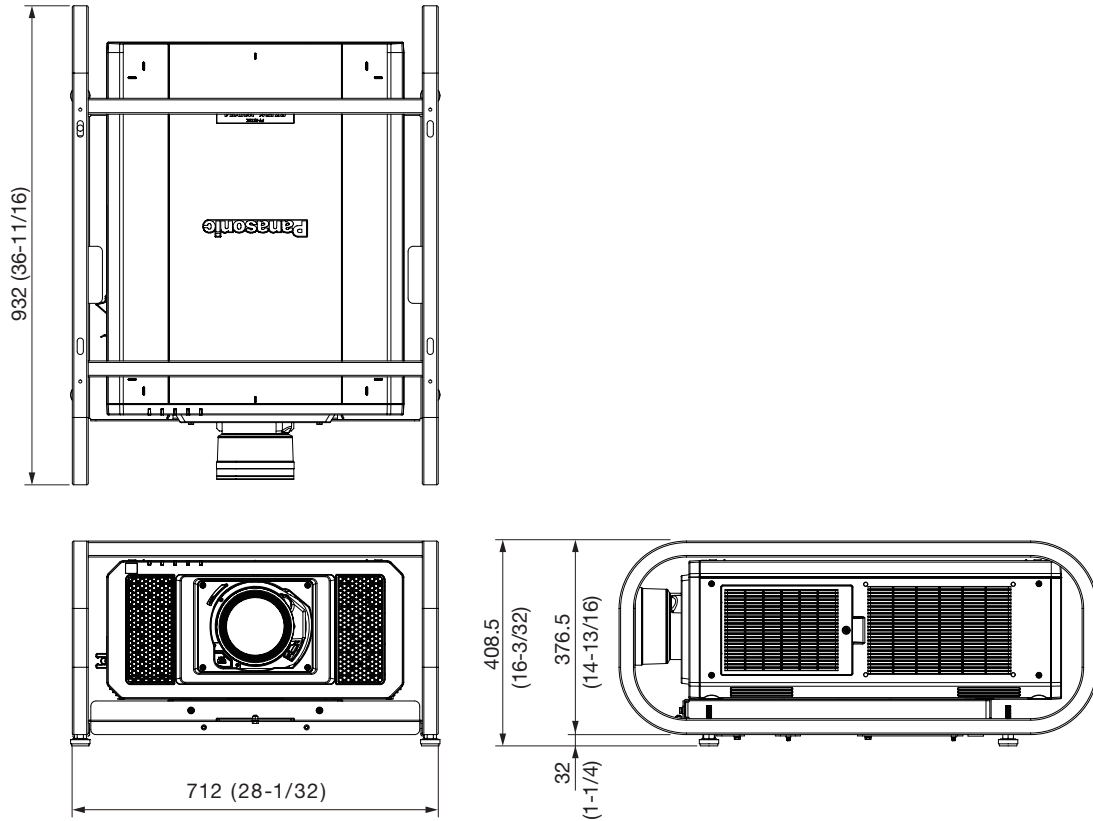
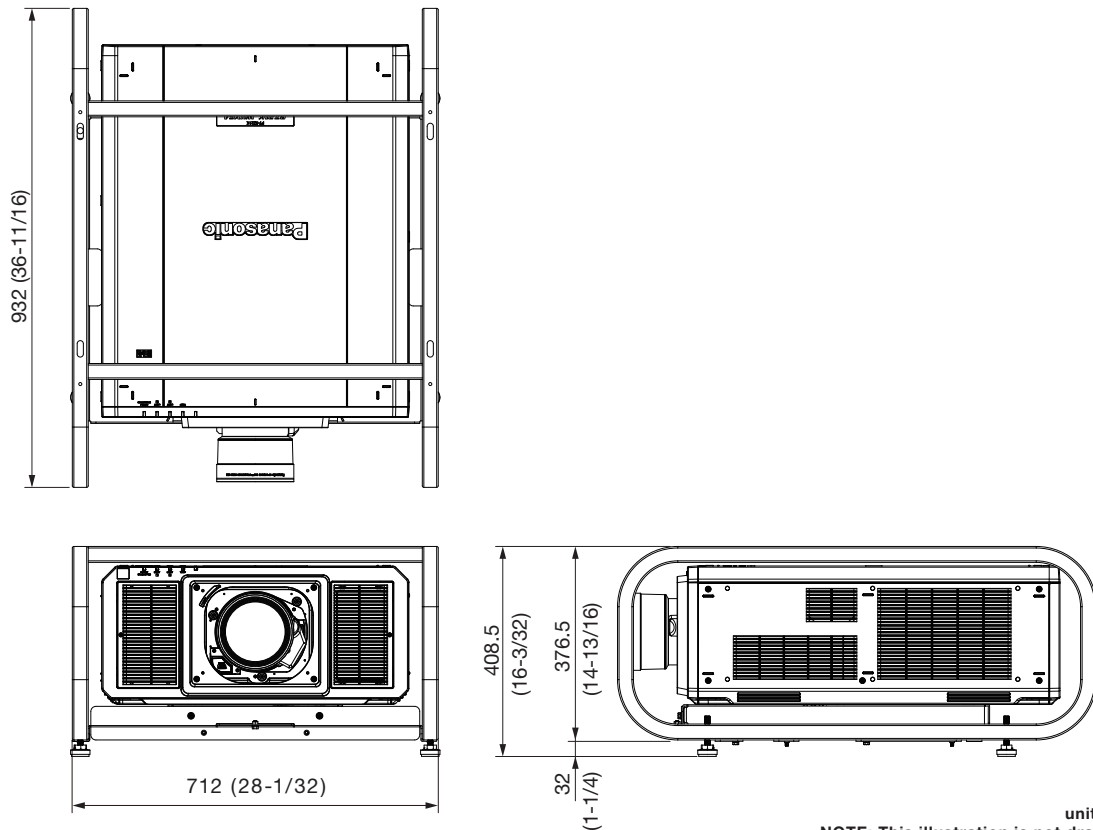


Illustration shows the frame attached to PT-RQ22K/RZ21K/RS20K.



unit : mm (inch)  
NOTE: This illustration is not drawn to scale.

Weights and dimensions shown are approximate. Specifications subject to change without notice.